



Global Leader

Clinigen Group plc
Annual Report and Accounts
2016

CLINIGEN
Group plc

Clinigen Group is a global pharmaceutical and services company with a unique combination of businesses focused on providing access to medicines.

Clinigen's mission is to deliver the **right medicine** to the **right patient** at the **right time** operating in three areas of global medicine supply: clinical trials, unlicensed and licensed medicines.

LOCATIONS

11

CTS UNITS SHIPPED

715,000

COUNTRIES SUPPLIED

113

UNLICENSED UNITS SHIPPED

1,427,000

DIVISIONS

5

LICENSED UNITS SHIPPED

1,833,000

FINANCIAL HIGHLIGHTS


A strong financial performance

- Reported revenue up 84% to £339.9m
- Adjusted gross profit¹ up 90%, driven by acquisitions and organic growth
- Adjusted EPS¹ up 25% to 35.0p (2015: 28.0p)
- Reported EPS of 11.9p (2015: 6.5p) after one off acquisition costs and post acquisition restructuring costs
- £49.4m cash generated from operations, up 213%
- Net debt decreased £8.1m to £68.1m after £28.5m spent on acquisitions
- Full year dividend increased 18% to 4.0p (2015: 3.4p)
- Strongest performances by Specialty Pharmaceuticals ('SP'), driven by revitalisation of newer products², and Clinical Trial Services ('CTS')
- Integration of Idis and Link Healthcare ('Link') acquisitions substantially complete
- Acquisition of Totect and Foscavir bag line extension enhances SP portfolio

FINANCIAL PERFORMANCE


2016 ADJUSTED GROSS PROFIT (£m)¹

↑ 90%




2016 ADJUSTED EBITDA (£m)¹

↑ 73%




NET CASH/(DEBT) (£m)

↓ 11%




ADJUSTED BASIC EARNINGS PER SHARE (PENCE)¹

↑ 25%



DIVIDEND PER SHARE (PENCE)

↑ 18%

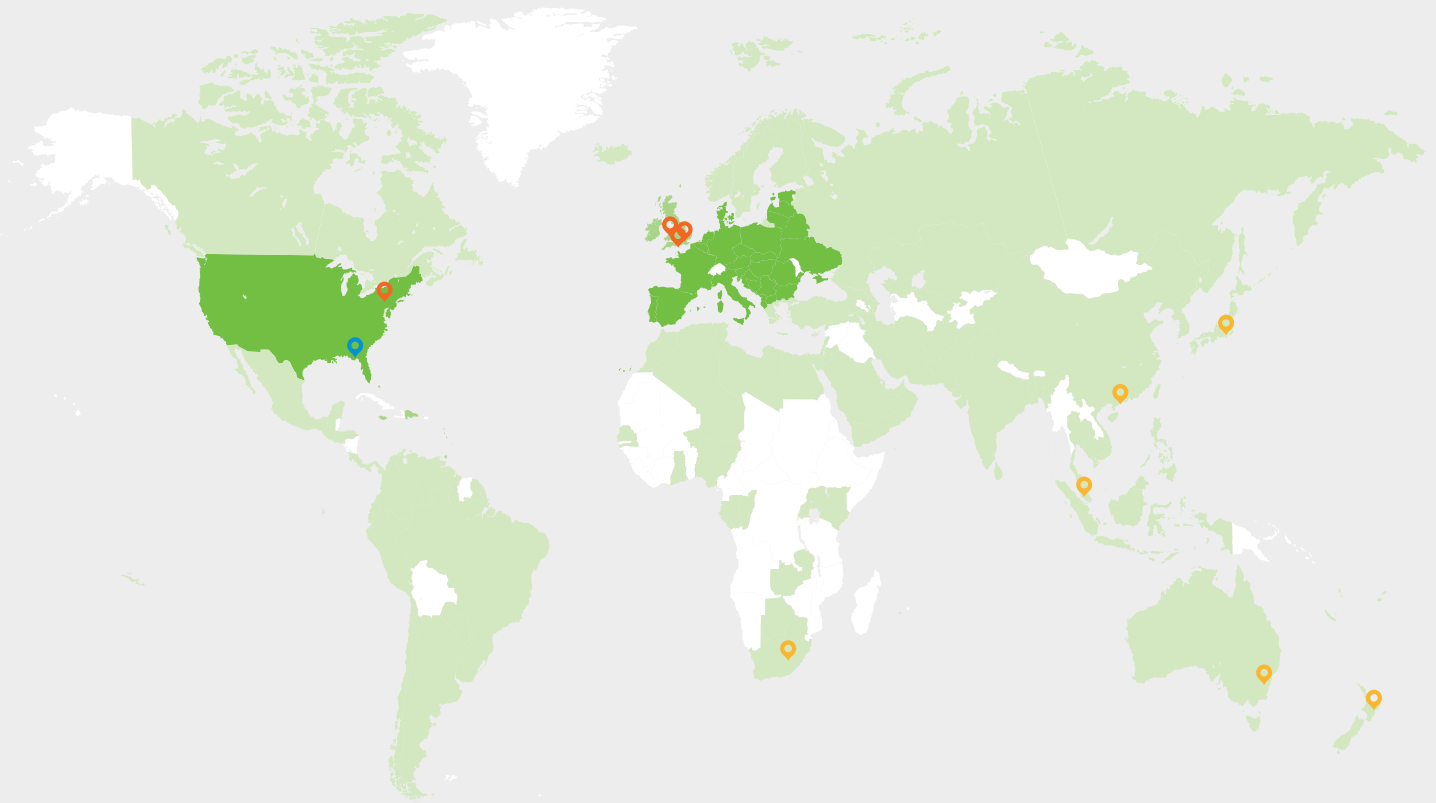


¹ The adjusted results exclude share based payment costs, amortisation, non-underlying costs and include the 50% share of the unaudited results from the Joint Venture ('JV') in South Africa

² Newer products refers to Ethylol, Cardioxane, and Savene

Building our global footprint

The Link Healthcare acquisition has extended the Group's presence into Africa, Australia and the Asia region



MAP KEY

- CLINIGEN GROUP OPERATIONS
- LINK HEALTHCARE OPERATIONS
- CUMBERLAND PHARMACEUTICALS (STRATEGIC ALLIANCE)

TINT REPRESENTATIVE OF TURNOVER BY REGION

- >£100m
- £50m–£100m
- <£50m

ADJUSTED GROSS PROFIT BY ACTIVITY¹



ADJUSTED GROSS PROFIT BY REGION¹



ADJUSTED GROSS PROFIT BY DIVISION¹



¹ The adjusted results exclude share based payment costs, amortisation, non-underlying costs and include the 50% share of the unaudited results from the Joint Venture in South Africa

Clinigen Group plc

Pitcairn House
Crown Square
Centrum 100
Burton-on-Trent
Staffordshire
DE14 2WW

T: 01283 495010
F: 01283 495011
E: info@clinigengroup.com

www.clinigengroup.com